


Math 4997-3

Lecture 15: Parallel partition-based 1D heat equation

Patrick Diehl 

<https://www.cct.lsu.edu/~pdiehl/teaching/2021/4997/>

This work is licensed under a Creative Commons "Attribution-NonCommercial-NoDerivatives 4.0 International" license.



Reminder

Lecture 14

What you should know from last lecture

- ▶ Using partitions to control the grain size
- ▶ Moving objects with `std::move`
- ▶ Semaphores and `hpx::lcos::local::sliding_semaphore`

Datastructure

Class for holding the data for each partition I¹

```
class partition_data
{
private:
    // Since we use a array of doubles,
    // we need to store the size
    std::size_t size_;
    // Instead of a std::vector,
    // we use a array of doubles
    std::unique_ptr<double []> data_;
};
```

Note that `std::unique_ptr` is a smart pointer containing another object as a pointer and destroy this object when the `std::unique_ptr` goes of of scope.

¹ https://en.cppreference.com/w/cpp/memory/unique_ptr

Class for holding the data for each partition II

```
class partition_data
{
public:
    partition_data(std::size_t size)
        : data_(new double[size]), size_(size)
    {}

    partition_data(std::size_t size, double init_value)
        : data_(new double[size]),
          size_(size)
    {
        double base_value = double(init_value * size);
        for (std::size_t i = 0; i != size; ++i)
            data_[i] = base_value + double(i);
    }
};
```

The new expression²

```
// Allocation of a single double value  
double* p = new double(42);  
  
// Deallocate memory  
delete p;  
  
// Allocation of 5 double values  
double* p = new double[5];  
  
// Deallocate memory  
delete[] p;
```

The `new` expression initializes objects with dynamic storage duration, which means that the lifetime of the object is not limited by the scope of creation.

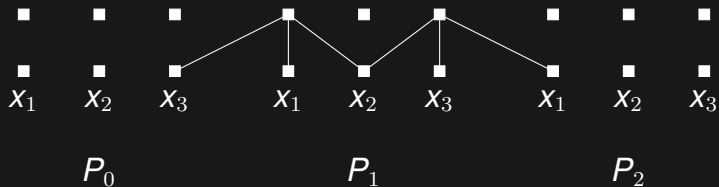
²<https://en.cppreference.com/w/cpp/language/new>

Update the types

```
// As in the previous example, we use a shared future  
// but instead of the double value for the heat, we  
// store the partition data there  
typedef hpx::shared_future<partition_data> partition;  
  
// The standard vector holds the futures of partitions  
// instead of the futures of doubles to control the  
// grain size  
typedef std::vector<partition> space;
```

Simulation control

Accessing neighboring partitions I



Accessing neighboring partitions II

```
static partition_data heat_part(
    partition_data const& left,
    partition_data const& middle,
    partition_data const& right)
{
    std::size_t size = middle.size();
    partition_data next(size);

    next[0] = heat(left[size-1], middle[0], middle[1]);

    for(std::size_t i = 1; i != size-1; ++i)
        next[i]
            = heat(middle[i-1], middle[i], middle[i+1]);

    next[size-1] = heat(middle[size-2], middle[size-1],
                        right[0]);

    return next;
}
```

Simulation control I

```
// do all the work on 'np' partitions, 'nx' data points  
// for 'nt' time steps,  
// limit depth of dependency tree to 'nd'  
hpx::future<space> do_work(std::size_t np,  
    std::size_t nx, std::size_t nt, std::uint64_t nd)  
{  
// Set the boundary conditions in parallel  
    auto range = boost::irange(b, np);  
    using hpx::execution::par;  
    hpx::parallel::for_each(par, std::begin(range),  
        std::end(range), [&U, nx](std::size_t i)  
        {  
            U[0][i] = hpx::make_ready_future(  
                partition_data(nx, double(i)));  
        });  
}
```

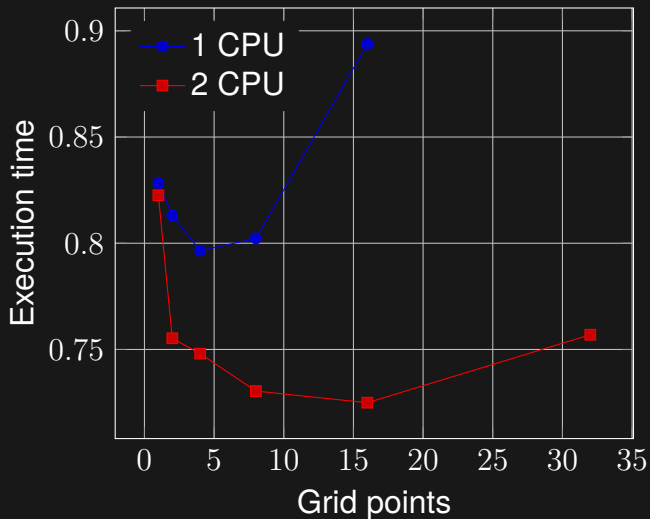
Simulation control II

```
hpx::future<space> do_work(std::size_t np,
                          std::size_t nx, std::size_t nt, std::uint64_t nd)
{
  for (std::size_t t = 0; t != nt; ++t)
  {
    for (std::size_t i = 0; i != np; ++i)
    { // Note that we use async to get a future back
      next[i] = dataflow(
        hpx::launch::async, 0p,
        current[idx(i, -1, np)],
        current[i],
        current[idx(i, +1, np)]
      );
    }
  }
}
```

Scaling results

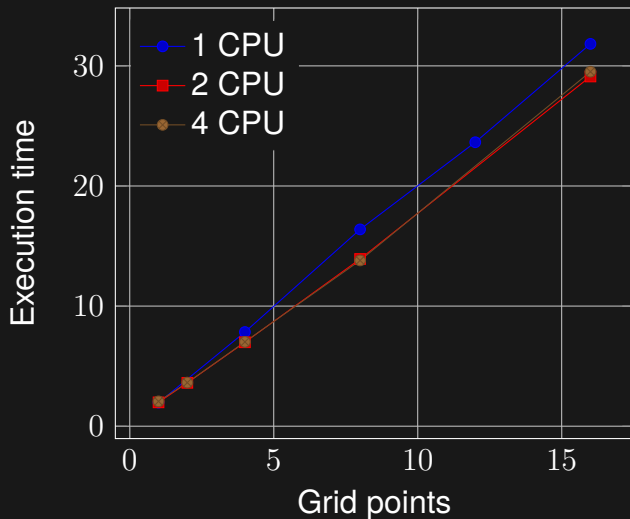
Scaling for 10000000 discrete mesh points

Stencil 2



Scaling for increasing amount of work

Stencil 2



Summary

Summary

After this lecture, you should know

- ▶ Parallel partition-based implementation
- ▶ Allocating and deallocating memory with the `new` and `delete` expression